



Survey Analysis System






Accessing results summary from "2023-24 Community Survey, page: **Overall Satisfaction** from Mellen School District.






How is the District doing in each of the following areas?		
Item	Response	












Delivering a high-quality education (n=265)		
Poor (1)	18 6.8%	
Fair (2)	55 20.8%	
Good (3)	110 41.5%	
Great (4)	36 13.6%	
Not sure/no opinion (0)	46 17.4%	
AVG: 2.75 SD: 0.83		

Keeping the public informed (n=267)		
Poor (1)	27 10.1%	
Fair (2)	70 26.2%	
Good (3)	96 36%	
Great (4)	43 16.1%	
Not sure/no opinion (0)	31 11.6%	
AVG: 2.66 SD: 0.91		

Managing funds appropriately (n=267)		
--------------------------------------	--	--

Poor (1)	24	9%	
Fair (2)	57	21.3%	
Good (3)	68	25.5%	
Great (4)	21	7.9%	
Not sure/no opinion (0)	97	36.3%	
AVG: 2.51 SD: 0.89			

Building pride in the community (n=266)			
Poor (1)	19	7.1%	
Fair (2)	65	24.4%	
Good (3)	100	37.6%	
Great (4)	44	16.5%	
Not sure/no opinion (0)	38	14.3%	
AVG: 2.74 SD: 0.86			

On a scale of 0 - 10, how likely would you be to recommend the District to a friend or family member? (n=265)			
0 - Extremely Unlikely (0)	14	5.3%	
1 (1)	4	1.5%	
2 (2)	2	0.8%	
3 (3)	8	3%	
4 (4)	7	2.6%	
5 - Neutral (5)	64	24.2%	
6 (6)	17	6.4%	
7 (7)	28	10.6%	
8 (8)	52	19.6%	
9 (9)	23	8.7%	
10 - Extremely Likely (10)	46	17.4%	

AVG: 6.65 SD: 2.21